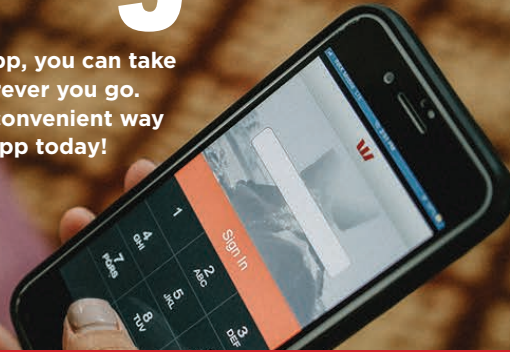




Mobile Banking

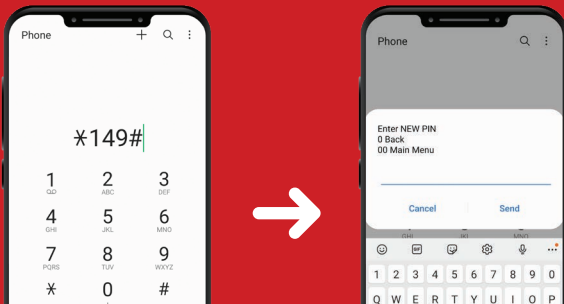
With the Westpac Fiji App, you can take your bank with you wherever you go. It's an easy, secure and convenient way to bank. Download the app today!



Before you start

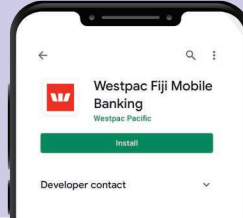
To register for the Westpac Fiji Mobile Banking app:

- You will need a Westpac personal transactional account.
- Ensure your mobile number is linked to your bank accounts.
- You will need a smartphone or tablet with an Android Operating System version 4.4 or higher, or an Apple iOS version 10.1 or higher.
- You will need internet connectivity via mobiledata or Wi-Fi.
- If you haven't already registered for mobile banking, dial *149#. You will be asked to create a 6-digit PIN. Remember to keep it safe.



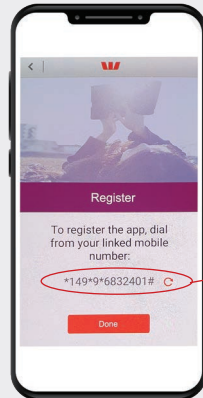
Step 1 - Install

Search for "Westpac Fiji Mobile Banking" app on Google Play Store or Apple Store. Install the app on your phone.

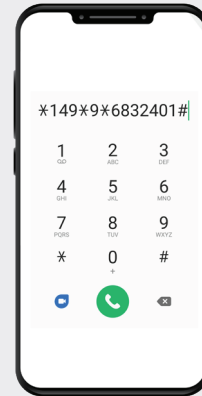


Step 2 - Register

Click on the Westpac Fiji Mobile Banking icon on your phone to launch the app. You will be guided to a 'Register' screen with a unique 7-digit number.



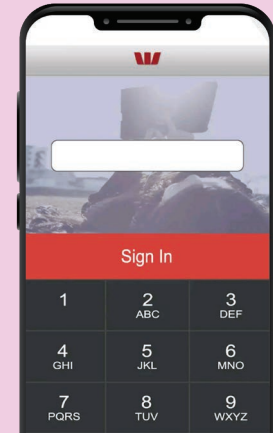
Use the unique 7-digit number on your screen



Dial *149*9 with the unique 7-digit number followed by the # symbol. You will receive a 'Thank you' message confirming your registration.

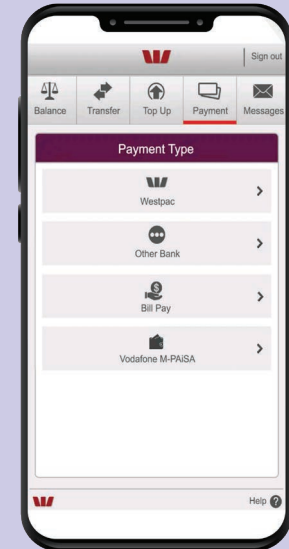
Step 3 - Sign In

Open the Westpac Fiji Mobile Banking app. You will be guided to a 'Sign In' screen where you need to enter your 6-digit PIN.



Congratulations!

You are now ready to use mobile banking.



For more information, please contact our Customer Care team.

☎ **Phone:** 132 032

✉ **Email:** westpacfiji@westpac.com.au

🌐 **Website:** www.westpac.com.fj

